



**ZGO
CATALOG**



Since the successful research and development of the electric lift table in 2002 and its export to northern Europe, Xinyi has been deeply engaged in the electric lift table industry for more than 20 years, with profound industrial technology, obvious product characteristics and complete varieties and specifications. Over the years, it has served a large number of first-class customers in Europe and the

United States.

With the R & D strength and manufacturing capacity investment over the years, the company has now formed a large-scale professional manufacturing base of the whole industrial chain from the entry of basic raw materials to the delivery of finished lifting tables. It has built a number of industry-leading automatic production lines, equipped with laser cutting production lines, welding machines and integrated plastic spraying production lines, so that customers can obtain higher quality assurance and faster delivery efficiency.

WELCOME

OUR
MISSION

OUR VALUES:

One World: Creating globally sustainable products

One Life: Adding balance and simplicity to every office

One Body: Developing products that improve health and wellness

One world. One life. One body.

WHAT'S INSIDE:

1. **Who We Are:** 2-5
2. **Smart Systems:** 6-9
3. **Product Collections:**
 - One Motor: 12-15
 - 2 Tube 2 Motors: 16-23
 - 3 Tube 3 Motors: 24-27
 - 4 Tube 2 Motors: 28-33
 - Crank: 34-35
 - Back to Back Solutions: 36-41
4. **Options & Accessories:** 42-52



WHO WE ARE



SHOWROOMS/OFFICES

China – Shaoxing-Shangyu
USA – Grand Rapids, Michigan
Europe – Ballerup, Denmark

PATENTS

25+ total patents

CLIENTS

Selling in 10+ countries

REMOTE OPERATIONS

Byron Center, Michigan, USA
Europe, Ballerup, Denmark

GLOBAL HQ & PRODUCTION CENTER

Shaoxing-Shangyu, China

ALL^S
NEW!

*THE
SMART
SYSTEM*

Redefining the Traditional Height Adjustable Table

Get Smart. An intelligent and innovative approach to height adjustable workspaces, the Smart System is a collection of components that provide uncompromising stability, simplified assembly, and unlimited design options. The Smart System provides 5x faster installation with less than half of the components and materials required for traditional installation methods.

FASTER INSTALLATION / SMART CONNECTIONS / CABLE MANAGEMENT / PRIVACY OPTIONS / ACCESS TO COLOR





From sleek to colorful, the combinations are endless

FINISHING TOUCHES TO MAKE IT YOURS



Pure White	Tangerine	Crimson	Sky Blue	Jade
				Grey

When you customize your smart desk system, you can choose grounding colors or colors that excite the mind in any combination! Contact our team or visit our website to learn more about all the Smart System options.

SMART SYSTEM OPTIONS

Smart Rim

The central component to the Smart System. The Smart Rim is responsible for the connection of all Smart components and features a 2-screw installation process for faster installation and easy reconfigurations.



Smart Top Frame

Smart Connect system of our Smart Top Frame, easy installation and easy reconfiguration.



Smart Cable Management

A cleaner way to hide cables without compromising the design of the desk. The scissor-shaped cord manager moves seamlessly as the user adjusts the desk.




**PRODUCT
OFFERING**




One Motor

Designed as a basic expression of a desk, offering a classic and economic choice.




Two Tube Two Motors

This Collection is a foundational member of the ZGO Solutions' portfolio, as a simple, yet elegant desk system, add a global touch to your workspace.




Three Tube Three Motors

Offering a classic and cost-effective option for a height adjustable table.




Four Tube Two Motors

Designed as a basic expression of a desk - is responsive to settings across the entire office floorplate to create the most out of your environment.



Crank

Designed as a manually adjustable height of a desk - is responsive to delicate, intelligent and independent implementation solution, is also a cost-effective option.




Back to Back Solutions

This collection is a variety of options provides high stability of the various application scenarios, Back to Back fast installation system, industry's unique patented technology, and provides low noise user experience.

One Motor

Designed as a basic expression of a desk, offering a classic and economic choice.








This collection contains
One Tube One motor and
Two Tube One motor.


Two Tube
One Motor


FREESTANDING / ELECTRIC / ONE MOTOR / 2 STAGE


 Tube Stage:
2 Stage


 Height Range:
655-1,105mm/25.7"-43.5"


 Input Voltage:
110-230 VAC

 Speed:
25mm/0.98"
per second

 Tube Quantity:
2 Tube

 Stroke:
450mm/17.7"


 Tube Size:
75x45mm/2.95x1.77"


 Load Capacity:
70kg/154lb




One Tube
One Motor


ONE TUBE / 3 STAGE


 Tube Stage:
3 Stage


 Height Range:
625-1287mm/24.6"-
50.7"


 Input Voltage:
110-230 VAC

 Speed:
25mm/0.98"
per second

 Tube Quantity:
1 Tube

 Stroke:
662mm / 26"


 Tube Size:
70x70mm/2.75x2.75"
80x50mm/3.15x1.97"

 Load Capacity:
70kg/154lb





Two Tube
One Motor


FREESTANDING / ELECTRIC / ONE MOTOR / 2 STAGE / CONVERT


 Tube Stage:
2 Stage


 Height Range:
655-1,135mm/25.7"-44.6"


 Input Voltage:
110-230 VAC

 Speed:
25mm/0.98"
per second

 Tube Quantity:
2 Tube

 Stroke:
480mm/18.8"


 Tube Size:
75x45mm/2.95x1.77"


 Load Capacity:
70kg/154lb





One Tube
One Motor


WALLMOUNTED / 3 STAGE


 Tube Stage:
3 Stage


 Tube Quantity:
1 Tube

 Input Voltage:
110-230 VAC

 Speed:
25mm/0.98"
per second

 Stroke:
662mm / 26"

 Tube Size:
70x70mm/2.75x2.75"
80x50mm/3.15x1.97"

 Load Capacity:
70kg/154lb






Two Tube Two Motors



Now available
to order with the Smart
System.

This Collection is a foundational member of the ZGO Solutions' portfolio, as a simple, yet elegant desk system, add a global touch to your workspace.



GLOBAL系列目前有独立桌，双人位，多人位组合桌，和更多选择



Two Tube Two Motors

PRODUCT
OFFERING



Now available
to order with the Smart
System.



TUBULAR
TUBE
DESIGN

Round Telescoping Tube
A tubular tube design that provides a
timeless aesthetic for any workspace.





Intelligent Performance

Designed and engineered with ZGO Solutions' Smart System components, the Global Collection is comprised of smart elements to foster collaboration or heads-down focus work.

Effortless Combinations

This robust system enhances workspaces using freestanding models in a 2 or 3 tube design, back-to-back, and benching applications – available in both standard and custom color finishes.

Two Tube Two Motors

Two Tube Two Motors

SQUARE TUBE / ELECTRIC / TWO MOTORS / 2 STAGE



Tube Stage:
2 Stage



Height Range:
700-1,180mm/27.5"-46.4"



Input Voltage:
110-230 VAC



Speed:
25mm/0.98"
per second



Tube Quantity:
2 Tube



Stroke:
480mm/18.8"



Tube Size:
75x45mm/2.95x1.77"





Load Capacity:
80kg/176lb





Two Tube
Two Motors


SQUARE TUBE / ELECTRIC / TWO MOTORS / 3 STAGE


 Tube Stage:
3 Stage


 Height Range:
G1/Extended: 550-1212mm/21.7"-47.7"
EN/ Standard:625-1287mm/ 24.6"-50.7"


 Input Voltage:
110-230 VAC

 Speed:
36mm / 1.4"
per second

 Tube Quantity:
2 Tube

 Stroke:
662mm / 26"


 Tube Size:
70x70mm/2.75x2.75"
80x50mm/3.15x1.97"


 Load Capacity:
120kg / 264lbs





Two Tube
Two Motors


SQUARE TUBE / ELECTRIC / TWO MOTORS / 3 STAGE / CONVERT


 Tube Stage:
3 Stage


 Height Range:
G1/Extended: 550-1212mm/21.7"-47.7"
EN/ Standard:625-1287mm/ 24.6"-50.7"


 Input Voltage:
110-230 VAC

 Speed:
36mm / 1.4"
per second

 Tube Quantity:
2 Tube

 Stroke:
662mm / 26"

 Tube Size:
70x70mm/2.75x2.75"
80x50mm/3.15x1.97"

 Load Capacity:
120kg / 264lbs



Two Tube Two Motors

Two Tube Two Motors

CIRCLE TUBE / ELECTRIC / TWO MOTORS / 3 STAGE



Tube Stage:
3 Stage



Height Range:
G1/Extended: 550-1212mm/21.7"-47.7"
EN/ Standard: 625-1287mm/ 24.6"-50.7"



Input Voltage:
110-230 VAC



Speed:
36mm / 1.4"
per second



Tube Quantity:
2 Tube



Stroke:
662mm / 26"



Tube Size:
Φ70mm / Φ2.75"



Load Capacity:
120kg / 264lbs



Two Tube Two Motors

CIRCLE TUBE / ELECTRIC / TWO MOTORS / 3 STAGE / CONVERT



Tube Stage:
3 Stage



Height Range:
G1/Extended: 550-1212mm/21.7"-47.7"
EN/ Standard: 625-1287mm/ 24.6"-50.7"



Input Voltage:
110-230 VAC



Speed:
36mm / 1.4"
per second



Tube Quantity:
2 Tube



Stroke:
662mm / 26"



Tube Size:
Φ70mm / Φ2.75"



Load Capacity:
120kg / 264lbs



Two Tube
Two Motors

TRIANGLE TUBE / ELECTRIC / TWO MOTORS / 3 STAGE



Tube Stage:
3 Stage



Height Range:
G1/Extended: 550-1212mm/21.7"-47.7"
EN/ Standard:625-1287mm/ 24.6"-50.7"



Input Voltage:
110-230 VAC



Speed:
36mm / 1.4"
per second



Tube Quantity:
2 Tube



Stroke:
662mm / 26"



Tube Size:
98x98x98mm/
3.88x3.88x3.88"



Load Capacity:
120kg / 264lbs



Three Tube Three Motors

Offering a classic and cost-effective option
for a height adjustable table.



Now available
to order with the Smart
System.





THIS COLLECTION GIVES YOU ALL THE OPTIONS IN A PROVEN, POPULAR DESIGN.





WWW.ZGOSOLUTIONS.COM


**Three Tube
Three Motors**


 Tube Stage:
3 Stage

 Speed:
36mm / 1.4"
per second


 Stroke:
662mm / 26"


 Tube Size:
70x70mm/2.75x2.75"
80x50mm/3.15x1.97"


 Load Capacity:
150kg / 331lbs

 Available angle:
0-180 degree

SQUARE TUBE / ELECTRIC / THREE MOTORS / 3 STAGE


 Height Range:
G1/Extended: 550-1212mm/21.7"-47.7"
EN/ Standard:625-1287mm/ 24.6"-50.7"


 Input Voltage:
110-230 VAC


 Tube Quantity:
3 Tube





**Three Tube
Three Motors**


 Tube Stage:
3 Stage

 Speed:
36mm / 1.4"
per second


 Stroke:
662mm / 26"


 Tube Size:
Φ70mm / Φ2.75"


 Load Capacity:
150kg / 331lbs

 Available angle:
0-180 degree

CIRCLE TUBE / ELECTRIC / THREE MOTORS / 3 STAGE


 Height Range:
G1/Extended: 550-1212mm/21.7"-47.7"
EN/ Standard:625-1287mm/ 24.6"-50.7"


 Input Voltage:
110-230 VAC


 Tube Quantity:
3 Tube





**Three Tube
Three Motors**


 Tube Stage:
3 Stage

 Speed:
36mm / 1.4"
per second


 Stroke:
662mm / 26"


 Tube Size:
70x70mm/2.75x2.75"
80x50mm/3.15x1.97"


 Load Capacity:
150kg / 331lbs

 Available angle:
0-180 degree

SQUARE TUBE / ELECTRIC / THREE MOTORS / 3 STAGE / CONVERT


 Height Range:
G1/Extended: 550-1212mm/21.7"-47.7"
EN/ Standard:625-1287mm/ 24.6"-50.7"


 Input Voltage:
110-230 VAC


 Tube Quantity:
3 Tube





**Three Tube
Three Motors**


 Tube Stage:
3 Stage

 Speed:
36mm / 1.4"
per second


 Stroke:
662mm / 26"


 Tube Size:
Φ70mm / Φ2.75"

 Load Capacity:
150kg / 331lbs

 Available angle:
0-180 degree

CIRCLE TUBE / ELECTRIC / THREE MOTORS / 3 STAGE / CONVERT

 Height Range:
G1/Extended: 550-1212mm/21.7"-47.7"
EN/ Standard:625-1287mm/ 24.6"-50.7"

 Input Voltage:
110-230 VAC

 Tube Quantity:
3 Tube



Three Tube
Three Motors

TRIANGLE TUBE / ELECTRIC / THREE MOTORS / 3 STAGE



Tube Stage:
3 Stage



Height Range:
G1/Extended: 550-1212mm/21.7"-47.7"
EN/ Standard: 625-1287mm/ 24.6"-50.7"



Input Voltage:
110-230 VAC



Speed:
36mm / 1.4"
per second



Tube Quantity:
3 Tube



Stroke:
662mm / 26"



Tube Size:
98x98x98mm/
3.88x3.88x3.88"



Load Capacity:
150kg / 331lbs



Available angle:
0-180 degree



Four Tube Two Motors

Designed as a basic expression of a desk - is responsive to settings across the entire office floorplate to create the most out of your environment.





Work

Four Tube Two Motors

PRODUCT OFFERING

Upgrade Conference



Upgrade Work

WORK & CONFERENCE / ELECTRIC



Tube Stage:
2 Stage



Height Range:
710 -1210mm /
27.9"- 47.6"



Speed:
25mm / 0.98" per
second



Load Capacity:
120kg / 264lbs



Stroke:
500mm / 19.7"



Tube Size:
80x50mm /
3.15x1.97"



Input Voltage:
110-230 VAC



Tube Quantity:
4



Standard Fixed Frame:
800x1600/1800/2000mm(WidthxLength)
600x1600/1800/2000mm(WidthxLength)

4-tube Freestanding

Like a traditional 2-tube freestanding system, Upgrade only uses 2 motors – keeping costs low while adding an additional level of stability.



价值增加

作为传统固定会议桌的一种经济实惠的替代品，具有固定会议桌的优点 - 优雅、可扩展性。增加的升降桌腿是符合人体工程学的解决方案。

空间利用率

使用最大框架创建的产品，满足大型桌(1.6 x 0.8m、1.8 x 0.8m和2.0 x 0.8m)的任何需求，有宽敞个人工作桌和会议桌两种解决方案。

Four Tube Two Motors

PRODUCT OFFERING



WORK & CONFERENCE / ELECTRIC



Tube Stage:
3 Stage



Height Range:
550 -1212mm /
21.6"- 47.7"



Speed:
36mm / 1.4" per second



Load Capacity:
120kg / 264lbs



Stroke:
662mm / 26"



Tube Size:
80x50mm /
3.14x1.97"



Input Voltage:
110-230 VAC



Tube Quantity:
4



Standard Fixed Frame:
800x1600/1800/2000mm(WidthxLength)
600x1600/1800/2000mm(WidthxLength)





Crank

CRANK

SQUARE TUBE / 2 STAGE



Tube Stage:
2 Stage



Height Range:
630-1,080mm/24.8"-42.5"



Operations:
Crank



Speed:
16mm/.63" per second



Tube Quantity:
2 Tube



Stroke:
450mm / 17.7"



Tube Size:
70x70mm / 2.75x2.75"



Load Capacity:
Capacity Dynamic: 50kg / 110lbs
Capacity Static: 100kg / 220lbs





Back to Back Solutions

This collection is a variety of options provides high stability of the various application scenarios, Back to Back fast installation system, industry's unique patented technology, and provides low noise user experience.





PRODUCT OFFERING

Back to Back Solutions

BACK TO BACK

SQUARE TUBE / ELECTRIC / ONE MOTOR / 2 STAGE



Tube Stage:
2 Stage



Height Range:
655-1,105mm/25.7"-43.5"



Input Voltage:
110-230 VAC



Speed:
25mm/0.98"
per second



Tube Quantity:
4 Tube



Stroke:
450mm/17.7"



Tube Size:
75x45mm/2.95x1.77"



Single Frame
Load Capacity:
70kg/154lb



BACK TO BACK

SQUARE TUBE / ELECTRIC / TWO MOTORS / 2 STAGE



Tube Stage:
2 Stage



Height Range:
700-1,180mm/27.5"-46.4"



Input Voltage:
110-230 VAC



Speed:
25mm/0.98"
per second



Tube Quantity:
4 Tube



Stroke:
480mm/18.8"



Tube Size:
75x45mm/2.95x1.77"



Single Frame
Load Capacity:
80kg/176lb



Classic Solution

The classic square-tube design is available in any of ZGO Solutions' standard finishes, to fit any user preference.



Cost-Effective


This collection maintains all the functionality of a height adjustable table in the most economical way possible.


Proven System


This collection provides back to back solution.


BACK TO BACK


SQUARE TUBE / ELECTRIC / TWO MOTORS / 3 STAGE


 Tube Stage:
3 Stage


 Height Range:
G1/Extended:
550-1212mm/21.7"-47.7"
EN/ Standard:
625-1287mm/ 24.6"-50.7"


 Input Voltage:
110-230 VAC

 Speed:
36mm / 1.4"
per second

 Tube Quantity:
4 Tube

 Stroke:
662mm / 26"


 Tube Size:
70x70mm/
2.75x2.75"
80x50mm/3.15x1.97"

 Single Frame
Load Capacity:
120kg / 264lbs





BACK TO BACK


CIRCLE TUBE / ELECTRIC / TWO MOTORS / 3 STAGE


 Tube Stage:
3 Stage


 Height Range:
G1/Extended:
550-1212mm/21.7"-47.7"
EN/ Standard:
625-1287mm/ 24.6"-50.7"


 Input Voltage:
110-230 VAC

 Speed:
36mm / 1.4"
per second

 Tube Quantity:
4 Tube

 Stroke:
662mm / 26"


 Tube Size:
Φ70mm / Φ2.75"

 Single Frame
Load Capacity:
120kg / 264lbs





BACK TO BACK


TRIANGLE TUBE / ELECTRIC / TWO MOTORS / 3 STAGE


 Tube Stage:
3 Stage


 Height Range:
G1/Extended:
550-1212mm/21.7"-47.7"
EN/ Standard:
625-1287mm/ 24.6"-50.7"


 Input Voltage:
110-230 VAC

 Speed:
36mm / 1.4"
per second

 Tube Quantity:
4 Tube

 Stroke:
662mm / 26"

 Tube Size:
98x98x98mm/
3.88x3.88x3.88"

 Single Frame
Load Capacity:
120kg / 264lbs





Accessories and Options

FROM REMOTE CONTROLS TO CUSTOMIZATION




Base Frame Options

3 standard frame options in a smooth surface (white, grey, and black).

■ RAL 9016

■ RAL 9006

■ RAL 7021



BULK COLOR
CAN BE
CUSTOMIZED




FEET STYLE OPTIONS


CUSTOMIZE YOUR FRAME'S FEET WITH THE OPTIONS SHOWN HERE



• Steel feet bending at 30 degree



• Aluminum feet cutting at 45 degree



• Aluminum feet cutting at 90 degree



• Solid steel feet




• Basic steel feet at 90 degree



• Basic steel feet at 90 degree

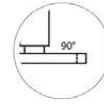
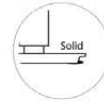
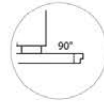
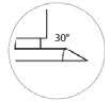
FEET LENGTH



- Feet Length: 500mm, 600mm, 650mm, 700mm, 750mm
- Choose the appropriate feet length according to your table top size



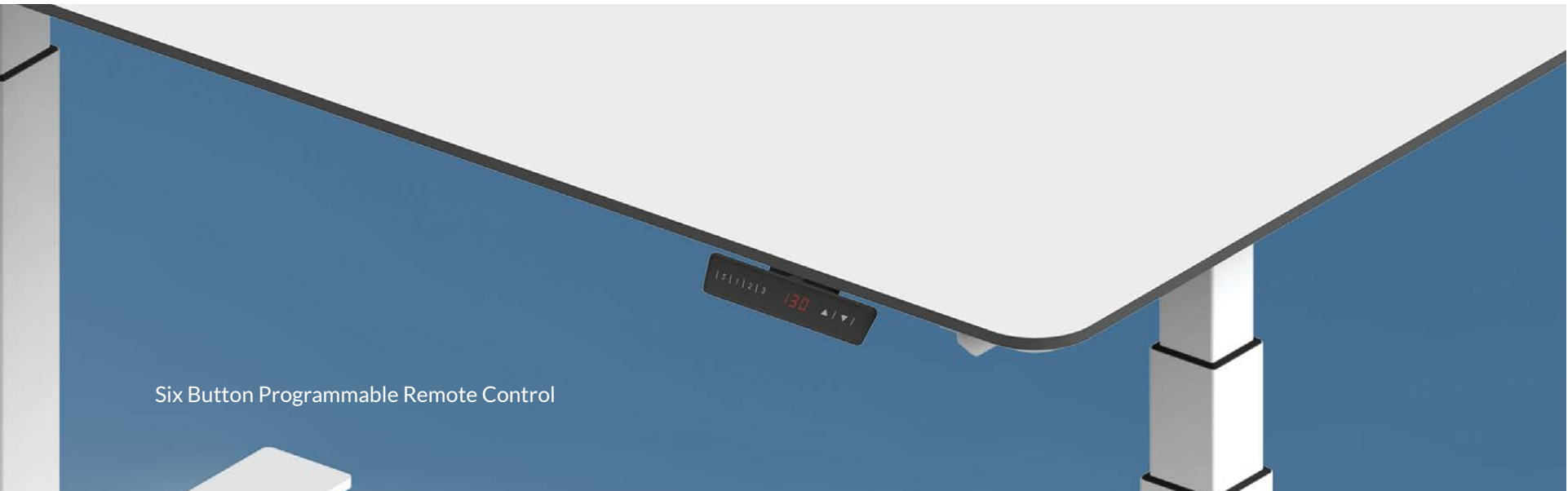
STANDARD FEET OPTIONS



Choose The Best Remote Control Options For Your Frame.

ZGO offers a variety of remote controls in different designs. Features range from simple to advanced, including optional programming of upper limit (shelf stop) and lower limit (container stop). Define your requirement, choose your design, and soon you will be moving further with your new ZGO table.

LED Color Options // Flat Two Button // Angle Two Button // Two Button without Display // Six Button Programmable



REMOTE CONTROL PAD OPTIONS



BLUETOOTH OPTIONAL

Two Button Touch Screen



Five Button Touch Screen



Remote & Control Unit Combine Programmable



Angle Two Button



Flat Two Button



Six Button Programmable



Accessories

Add the finishing touches to enhance the work experience for your team.



ZGO CATALOG


CABLE TRAY & CONNECTION TRAY

Easily gather equipment wires, chargers and power strips and keep them out of sight. Choose the suitable Cable Tray according to your tabletop size



SLIDE SYSTEM

Installed with specific cable tray, easy to gather the equipments in the cable tray



SMART TRAY

Easily gather equipment wires, chargers and power strips and keep them out of sight. Choose the suitable Cable Tray according to your tabletop size



SMART SCREEN

Installed with specific frame, facilitate rapid installation table screen




ENERGY CHAIN & SCISSOR CHAIN

Easily gather wires and keep them in order



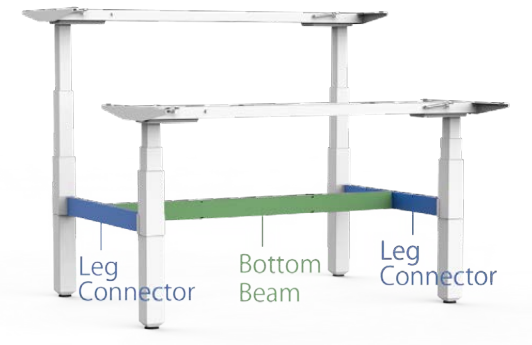
上线柱

Used in back-to-back table frame, hidden power cords, chargers and platooninsert, etc



BOTTOM BEAM & TUBE CONNECTOR

To connect Back to Back frame, improve table shelf stability



METAL DRAWER

Drawer to be puttinged files, pens, sticky notes, etc. Choose the suitable Drawer according to your tabletop size



FELT DRAWER

Drawer to be puttinged files, pens, sticky notes, etc. Choose the suitable Drawer according to your tabletop size



STORE BOX

To facilitate orderly to sort out books, records, etc



ZGO CONTROL UNIT M1, M2 & M3

- For 1, 2, & 3 motor systems (M1 = 1 motor, M2 = 2 motors, M3 = 3 motors)
- All in one input power from 110 to 240V, usable in any region based on selected power supply cord
- Energy savings during non-use
- Low standby power consumption $\leq 0.1w$
- 1 motor at 150w; 2 motors at 300w; 3 motors at 420w output power
- Compatible with all ZGO remotes
- Reaction time: 65 microseconds
- Frame height display in cm or inch
- Obstruction response with sensitivity range options
- Up to 3 memory positions
- Factory reset options
- Range of movement settings (container-stop/shelf-stop positions)
- Cascading: Connect up to 16 ZGO Control Units
- Auto run: An automated adjustment cycle to test product
- Handset lock: Lock the remote control to avoid accidental adjustment



REMOTE & CONTROL UNIT HCI 1 & HCI 2

- For 1 & 2 motor systems (HCI 1 = 1 motor, HCI 2 = 2 motors)
- All in one input power from 110 to 240V, usable in any region based on selected power supply cord
- Energy savings during non-use
- Low standby power consumption $\leq 0.8w$
- 1 motor at 100w; 2 motors at 200w output power
- Reaction time: 50 microseconds
- Frame height display in cm or inch
- Obstruction response with sensitivity range options
- Up to 3 memory positions
- Factory reset options
- Range of movement settings (container-stop/shelf-stop positions)
- Auto run: An automated adjustment cycle to test product
- Handset lock: Lock the remote control to avoid accidental adjustment





Zhejiang Xinyi Intelligent Drive
Technology Co., Ltd.



ONE WORLD. ONE LIFE. ONE BODY.

Contact us immediately, learn more about our products, to provide more service for you.
Visit our website at www.zgosolutions.com or contact our local sales for more information.

CHINA

Shunyuan Rd, East Second District,
Hangzhou Bay, Shangyu District,
Shaoxing City 312369,
Zhejiang Province

Company Email
Email: info@zgosolutions.com.cn

AMERICA

+01 616 635 1390
6030 Clyde Park Ave SW, Suite G
Byron Center Michigan 49315

Dave Micele
Operations North America
Email: dam@zgosolutions.com

EUROPE

Borupvang 3, 2750 Ballerup,
Denmark

Jens Richard Haugaard Korthsen
Sales Director EU
Email: jek@zgosolutions.com
Mobile: +45 31 23 02 26